

# TYC™

## CABIN AIR FILTER


- ▶ Cleaner Air for Passengers
- ▶ Enhanced HVAC Performance
- ▶ Easy Installation, Perfect Fit

**TYC #: 800106P**

Replacement for OEM  
7803A004

Estimated Time : 5 min.


**08-08 Mitsubishi Lancer**  
07-08 Mitsubishi Outlander



1. The filter is located behind the glove compartment. Open glove box and disconnect the glove box damper by pushing in the retaining clip and pulling damper away.




2. Push in on the sides of the glove box while pulling down to clear the latches. Allow the glove box to swing down on its hinges.



3. Remove filter access door by lifting the clips on both sides.

Close up of the right side clip (A).



Slide out the old filter to remove. Replace with new TYC filter. Ensure that the air flow arrow is pointing down.

4. Reinstall in reverse order.